








# Oaks





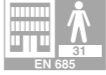











BOARD FLOOR 0.6 MM	
	
<b>Pro 06</b>	<b>Deluxe+ 06</b>

BOARD FLOOR 0.6 MM	
	
<b>Master 06</b>	<b>Summit 06</b>

BOARD FLOOR 2 MM	
	
<b>Classic 20</b>	<b>Royal+ 20</b>


PATTERN FLOOR 0.6 MM

<b>Swing 06</b>

	Usage classification*	BOARD FLOOR 0.6 MM		BOARD FLOOR 0.6 MM		BOARD FLOOR 2 MM		PATTERN FLOOR 0.6 MM
		Pro 06	Deluxe+ 06	Master 06	Summit 06	Classic 20	Royal+ 20	Swing 06
<b>Board</b>								
<b>Dimensions</b>		1203 x 190 mm 47-3/8 x 7-1/2 inch	1810 x 166 mm 71-1/4 x 6-1/2 inch	1506 x 166 mm 59-5/16 x 6-1/2 inch	2050 x 233 mm 80-3/4 x 9-1/8 inch	1185 x 148 mm 46-5/8 x 6 inch	1935 x 195 mm 76-1/8 x 7-5/8 inch	593 x 121 mm 23-3/8 x 4-3/4 inch
<b>Thickness</b>		7.2 mm 9/32 inch	12 mm 1/2 inch	10 mm 3/8 inch	10 mm 3/8 inch	10 mm 3/8 inch	12 mm 1/2 inch	10 mm 3/8 inch
<b>Wear layer</b>		0.6 mm	0.6 mm	0.6 mm	0.6 mm	2 mm	2 mm	0.6 mm
<b>Click system</b>								
<b>Box</b>								
<b>Boards</b>		11	7	8	5	9	6	11
<b>Surface area</b>		2.514 m <sup>2</sup> 27.06 sq.ft	2.103 m <sup>2</sup> 22.64 sq.ft	2.000 m <sup>2</sup> 21.53 sq.ft	2.388 m <sup>2</sup> 25.7 sq.ft	1.578 m <sup>2</sup> 17 sq.ft	2.264 m <sup>2</sup> 24.37 sq.ft	0.789 m <sup>2</sup> 8.49 sq.ft
<b>Weight</b>		16,30 kg	17.70 kg	17.3 kg	19.20 kg	13.50 kg	18.80 kg	6.9 kg
<b>Finish</b>								
<b>Bevel</b>	Maxi +/- 1.5 mm	-	2	-	2	-	-	-
	Mini +/- 0.5 mm	4	2	4	2	4	4	4
<b>Gloss</b>		Super matt (3%)	Super matt (3%)	Super matt (3%)	Super matt (3%)	Matt (10%)	Matt (10%)	Super matt (3%)
<b>Structure</b>		Brushed	Brushed	Brushed	Brushed	Brushed	Brushed	Brushed

<b>European Oak</b>	Premium	<b>PRB101</b>	<b>DEXB+101</b>					<b>SWXB101</b>
<b>Ivory Oak</b>	Premium	<b>PRB102</b>	<b>DEXB+102</b>					<b>SWXB102</b>
	Select					<b>CX20S102</b>		
	Rustic Light	<b>PRB110</b>	<b>DEXB+110</b>			<b>CX20RL102</b>	<b>RX+20RL102</b>	
	Rustic Nature					<b>CX20RN102</b>		
<b>Milk Oak</b>	Premium	<b>PRB103</b>	<b>DEXB+103</b>					
	Rustic Light	<b>PRB137</b>	<b>DEXB+137</b>					
<b>Desert Oak</b>	Premium	<b>PRB104</b>	<b>DEXB+104</b>					<b>SWXB104</b>
	Select					<b>CX20S104</b>		
	Rustic Light	<b>PRB116</b>	<b>DEXB+116</b>			<b>CX20RL104</b>	<b>RX+20RL104</b>	
	Rustic Nature					<b>CX20RN104</b>		
<b>Umber Oak</b>	Premium	<b>PRB134</b>	<b>DEXB+134</b>					
	Rustic Light	<b>PRB136</b>	<b>DEXB+136</b>					
<b>Antique Oak</b>	Premium	<b>PRB106</b>	<b>DEXB+106</b>					
<b>Manhattan Oak</b>	Premium	<b>PRB113</b>	<b>DEXB+113</b>					
<b>Chocolate Oak</b>	Premium	<b>PRB108</b>	<b>DEXB+108</b>					
<b>Crystal Oak</b>	Premium	<b>PRB170</b>	<b>DEXB+170</b>					
<b>History Oak**</b>	Rustic Nature		<b>DEXB+173</b>					
<b>Essence Oak</b>	Premium			<b>MAXB188</b>	<b>SUXB188</b>			
	Select					<b>CX20S188</b>		
	Rustic Light					<b>CX20RL188</b>	<b>RX+20RL188</b>	
	Rustic Nature					<b>CX20RN188</b>		
<b>Silk Oak</b>	Premium			<b>MAXB193</b>	<b>SUXB193</b>			
	Select					<b>CX20S193</b>		
	Rustic Light					<b>CX20RL193</b>	<b>RX+20RL193</b>	
	Rustic Nature					<b>CX20RN193</b>		
<b>Dune Oak</b>	Premium			<b>MAXB197</b>	<b>SUXB197</b>			
<b>Sky Oak</b>	Premium			<b>MAXB196</b>	<b>SUXB196</b>			
<b>Valley Oak</b>	Premium			<b>MAXB194</b>				<b>SUXB198</b>
	Rustic Light							
<b>Mountain Oak</b>	Premium			<b>MAXB195</b>				<b>SUXB199</b>
	Rustic Light							

\* Usage classification 31: residential + low commercial. Usage classification 33: residential + high commercial.  
 \*\* Only domestic usage (EN685 class 23)

# Walnuts & Character Woods



		BOARD FLOOR 0.6 MM			BOARD FLOOR 2 MM	PATTERN FLOOR 0.6 MM	
		<b>Pro 06</b>	<b>Lounge 06</b>	<b>Deluxe+ 06</b>	<b>Summit 06</b>	<b>Classic 20</b>	<b>Swing 06</b>
	Usage classification*						
<b>Board</b>	<b>Dimensions</b>	1203 x 190 mm 47-3/8 x 7-1/2 inch	1203 x 124 mm 47-3/8 x 4-7/8 inch	1810 x 166 mm 71-1/4 x 6-1/2 inch	2050 x 233 mm 80-3/4 x 9-1/8 inch	1185 x 148 mm 46-5/8 x 6 inch	593 x 121 mm 23-3/8 x 4-3/4 inch
	<b>Thickness</b>	7.2 mm 9/32 inch	8.3 mm 5/16 inch	12 mm 1/2 inch	10 mm 3/8 inch	10 mm 3/8 inch	10 mm 3/8 inch
	<b>Wear layer</b>	0.6 mm	0.6 mm	0.6 mm	0.6 mm	2 mm	0.6 mm
	<b>Click system</b>						
<b>Box</b>	<b>Boards</b>	11	11	7	5	9	11
	<b>Surface area</b>	2.514 m <sup>2</sup> 27.06 sq.ft	1.641 m <sup>2</sup> 17.66 sq.ft	2.103 m <sup>2</sup> 22.64 sq.ft	2.388 m <sup>2</sup> 25.7 sq.ft	1.578 m <sup>2</sup> 17 sq.ft	0.789 m <sup>2</sup> 8.49 sq.ft
	<b>Weight</b>	16.30 kg	11.75 kg	17.70 kg	19.20 kg	13.50 kg	6.9 kg
<b>Finish</b>	<b>Bevel</b>	Maxi +/- 1.5 mm -	-	2	2	-	-
		Mini +/- 0.5 mm 4	4	2	2	4	4
	<b>Gloss</b>	Super matt (3%)	Super matt (3%) Satin (20%)	Super matt (3%)	Super matt (3%)	Matt (10%)	Super matt (3%)
	<b>Structure</b>	Brushed	Brushed Sealed	Brushed	Brushed	Brushed	Brushed
	<b>Walnuts</b>						
	<b>Smoked Walnut</b>	<b>PRB203</b>	<b>LOB203</b>	<b>DEXB+203</b>	<b>SUXB203</b>	<b>CX20B203</b>	<b>SWXB203</b>
	<b>Frozen Walnut</b>				<b>SUXB218</b>		
	<b>Stardust Walnut</b>				<b>SUXB219</b>		
	<b>Character Woods</b>						
	<b>Cotton Triba</b>		<b>LOB315</b>				
	<b>Jatoba</b>			<b>LOS308</b>			
	<b>Bamboo Steamed</b>			<b>LOS307</b>			
	<b>Teak</b>			<b>LOS304</b>			
	<b>Rosewood Santos</b>			<b>LOS306</b>			

\* Usage classification 31: residential + low commercial. Usage classification 33: residential + high commercial.